

PERMIT

CITY OF NAPOLEON - BUILDING DEPARTMENT
 255 West Riverview Avenue, Napoleon, Ohio 43545 - 419-592-4010

Permit No. 01618 Issued 9-6-88
date

Job Location 1360 W. Riverview
address

Lot 6 Twin Oaks Subdivision
sub-div or legal discript

Issued By Eldon Huber
building official

Owner Harold Willeman 592-3410
name tel.

Address 555 Robinwood

Agent Ron Zachrich 762-5277
builder-eng.-etc. tel.

Address Rt. 2 - Napoleon, Ohio

Description of Use Residence

Residential 1
no. dwelling units

Commercial _____ Industrial _____

New Add'n. _____ Alter _____ Remodel _____

Mixed Occupancy _____

Change of Occupancy _____

Estimated Cost \$ 79,300.00

FEES	BASE	PLUS	TOTAL
<input checked="" type="checkbox"/> BUILDING	9.00	188.00	197.00
<input checked="" type="checkbox"/> ELECTRICAL	15.00	90.00	105.00
<input checked="" type="checkbox"/> PLUMBING	9.00	39.00	48.00
<input checked="" type="checkbox"/> MECHANICAL	18.00	8.00	26.00
<input type="checkbox"/> DEMOLITION			
<input checked="" type="checkbox"/> ZONING	5.00		5.00
<input type="checkbox"/> SIGN			
<input checked="" type="checkbox"/> WATER TAP	375.00		375.00
Insp. Fee	60.00		60.00
<input checked="" type="checkbox"/> SEWER TAP	280.00		280.00
Temp. water	5.00		5.00
<input checked="" type="checkbox"/> TEMP. ELECT.	10.00		10.00
ADDITIONAL PLAN REVIEW	Struct. _____ hrs		
	Elect. _____ hrs		
TOTAL FEES.....			1,111.00
LESS MIN. FEES PAID _____			
			<small>date</small>
BALANCE DUE.....			

ZONING INFORMATION

district <u>S</u>	lot dimensions <u>150.15' x 154.61'</u>	area <u>23,215</u>	front yd <u>41'</u>	side yds <u>R-30' L-41'</u>	rear yd <u>79.5'</u>
max hgt <u>35'</u>	no pkg spaces <u>2 - min.</u>	no ldg spaces	max cover <u>30%</u>	petition or appeal req'd	date appr

WORK INFORMATION: 22'6" x 22'6" + 37 s.f.

Size: Length 79'6" Width 34'6" Stories 1 Garage 543 s.f.
 Ground Floor Area 1834 s.f.

Height 12' Building Volume (for demo. permit) _____ cu. ft.

Electrical: 200 amp underground service & 30 circuits.
brief description


Plumbing: 2½ bath, kitchen & laundry.
brief description

Mechanical: 100,000 B.T.U. nat. gas fired furnace & 13 hot air runs.
brief description

Sign: N.A. Dimensions _____ Sign Area _____
type

Additional Information: See plan correction sheet.

Date 9-14-88 Applicant Signature Ron Zachrich
owner-agent


 SEP 14 1988
 CITY OF NAPOLEON

INSPECTION RECORD

	UNDERGROUND			ROUGH-IN						FINAL		
	Type	Date	By	Type	Date	By	Type	Date	By	Type	Date	By
PLUMBING	Building Drains			Drainage, Waste & Vent Piping	11/7	EH	Indirect Waste			Drainage, Waste & Vent Piping		
	Water Piping									Backflow Prevention	11/3	EH
	Building Sewer			Water Piping	11/7	EH	Condensate Lines			Water Heater	11/9	EH
	Sewer Connection									FINAL APPROVAL	11/9	EH
MECHANICAL	Refrigerant Piping			Refrigerant Piping			Chimney(s)			Grease Exhaust System	11/3	EH
				Duct Furnace(s)		EH	Fire Dampers			Air Cond. Unit(s)		
	Ducts/Plenums		EH	Ducts/Plenums		EH	<input type="checkbox"/> Radiant Htr(s) <input type="checkbox"/> Unit Htr(s)			Refrigeration Equipment		
				Duct Insulation		EH	Pool Heater			Furnace(s)		
				Combustion Products Vents			Ventilation <input type="checkbox"/> Supply <input type="checkbox"/> Exhst.			FINAL APPROVAL	11/3	EH
ELECTRICAL	Conduits & or Cable			Conduits/Cable			<input type="checkbox"/> Range <input type="checkbox"/> Dryer			Temp Service Temp Lighting		
	Grounding & or Bonding			Rough Wiring			<input type="checkbox"/> Generator(s) <input type="checkbox"/> Motors			Fixtures Lampholders		
	Floor Ducts Raceways			Service Panel Switchboard			<input type="checkbox"/> Water Htr <input type="checkbox"/> Welder			Signs		
	Service Conduit			Busways Ducts			<input type="checkbox"/> Heaters <input type="checkbox"/> Heat Cable			Electric Mtr. Clearance		
	Temporary Power Pole			Subpanels			<input type="checkbox"/> Duct Htr(s) <input type="checkbox"/> Furnace(s)			FINAL APPROVAL		
BUILDING	Location, Set-backs, Esmt(s)		EH	Exterior Wall Construction		EH	Roof Covering Roof Drainage		EH	Smoke Detector	11/3	EH
	Excavation		EH				Exterior Lath			Demolition (sewer cap)		
	Footings & Reinforcing		EH				<input type="checkbox"/> Interior Lath <input type="checkbox"/> Wallboard					
	Floor Slab			Interior Wall Construction			Fire Wall(s)		EH	Building or Structure	11/3	EH
	Foundation Walls		EH	Columns & Supports			Fireplace Chimney					
	Sub-soil Drain			Crawl Space <input checked="" type="checkbox"/> Vent <input checked="" type="checkbox"/> Access		EH	Attic <input checked="" type="checkbox"/> Vent <input checked="" type="checkbox"/> Access		EH			
	Piles			Floor System(s)	10/6	EH				FINAL APPROVAL BLDG. DEPT.	11/9	EH
			Roof System			Special Insp Reports Rec'd			Certificate of Occupancy Issued	5/12	EH	
ADDITIONAL	INSPECTIONS, CORRECTIONS, ETC.						INSPECTIONS, CORRECTIONS, ETC.					
	NO WD BLC BTWN FC1 JOISTS OR CEIL JOISTS INSTALLED 11/7-88						* HOUSH COMPLETED EXCEPT FOR BRICK FACING TEMP OCCUPANCY PERMID ISSUED					
	NO WD BLC BTWN FLOOR JOISTS OK											

RESIDENTIAL PLAN CORRECTION SHEET

CITY OF NAPOLEON
255 West Riverview Ave.
Napoleon, Ohio 43545
419/592-4010

ADDENDUM TO Permit No. 01618 - (1)
Owner HAROLD WILLEMAN
Contractor BEN ZACHRICH
Location 1360 W. RIVERVIEW

Please note the items checked below and incorporate them into your plans as indicated: PERMIT NOT YET ISSUED, CORRECT PLANS AND RE-SUBMIT. PERMIT ISSUED, INCORPORATE ITEMS DURING CONSTRUCTION.

GENERAL				
<input checked="" type="checkbox"/>	Provide approved smoke detector(s) as req'd.		Show size of members supporting porch roof.	
<input checked="" type="checkbox"/>	Provide 1/2" gypsum wallboard between dwelling and garage, on garage side.		<input checked="" type="checkbox"/> Provide double top plate for all bearing partitions and exterior walls.	
<input checked="" type="checkbox"/>	Provide min. 1 3/8" solid wood door from garage to dwelling. (or equal)		Provide design data for prefab wood truss.	
	Submit fully dimensioned plot plan.		Ceiling joists undersized	
	Provide min. of 1-3'0" x 6'8" exit door.		Roof rafters undersized in	
<input checked="" type="checkbox"/>	Provide min. 22" x 30" attic access opening.		PLUMBING AND MECHANICAL	
<input checked="" type="checkbox"/>	Provide min. 18" x 24" crawl space access opening.		<input checked="" type="checkbox"/> Terminate all exhaust systems to outside air.	
<input checked="" type="checkbox"/>	Provide approved sheathing or flashing behind masonry veneer.		<input checked="" type="checkbox"/> Insulate ducts in unheated areas.	
<input checked="" type="checkbox"/>	Provide min. 15# underlayment on roof.		<input checked="" type="checkbox"/> Provide backflow prevention device on all hose bibs.	
<input checked="" type="checkbox"/>	Provide adequate fireplace hearth.		<input checked="" type="checkbox"/> Terminate pressure and temperature relief valve drain in an approved manner.	
<input checked="" type="checkbox"/>	Install factory built fireplaces/stoves according to manufacturers instructions.		Provide dishwasher drain with approved air gap device.	
<input checked="" type="checkbox"/>	Terminate chimney 2' above roof or 2' above highest point of building within 10' of chimney.		METAL VENEERS	
	LIGHT AND VENTILATION		Contact City Utilities Dept. to remove conductors and/or meter.	
<input checked="" type="checkbox"/>	Provide mechanical exhaust or window in bathroom		Provide approved system of grounding and bonding.	
	Provide min. _____ Sq. In. net free area attic ventilation.		ELECTRICAL	
<input checked="" type="checkbox"/>	Provide min. <u>176</u> Sq. In. net free area crawl space ventilation. 1-VE07 3'-0" FROM		<input checked="" type="checkbox"/> Show location of service entrance panel and service equipment panel.	
	FOUNDATION		<input checked="" type="checkbox"/> G. F. C. I. req'd. on temporary electric.	
	Min. depth of foundation below finished grade is 32".	<i>EACH CORNER + VAPOR BARRIER</i>	<input checked="" type="checkbox"/> Outdoor, bathroom and garage receptacles shall be protected by G. F. C. I. + KITCHEN	
	Min. size of footer _____ " x _____ "		<input checked="" type="checkbox"/> Maximum number of receptacles permitted on a G. F. C. I. circuit shall be 10 for 20 A. circuits and 7 for 15A. circuits.	
<input checked="" type="checkbox"/>	Provide anchor bolts 1/2" @ 6' o.c. 1' from each corner. Embedded 7" in concrete and 15" in masonry.		<input checked="" type="checkbox"/> Refrigerators, microwaves, washers, disposal, furnace and air conditioners shall be on separate circuits.	
	Show size of basement columns.		INSPECTIONS	
	FRAMING		The following indicated inspections are required. The owner or his agent shall contact the City Building Dept. at least 24 hrs prior to the time the inspection is to be made.	
	Show size of wood girder in _____.		<input checked="" type="checkbox"/> Footers and Setbacks.	<input checked="" type="checkbox"/> Building sewer.
	Provide design data for structural member in _____.		<input checked="" type="checkbox"/> Foundation.	<input checked="" type="checkbox"/> HVAC rough-in.
	Floor joists undersized in _____.		<input checked="" type="checkbox"/> Plumbing rough-in.	<input checked="" type="checkbox"/> Final Building
	Provide double joists under parallel bearing partitions.		<input checked="" type="checkbox"/> Plumbing final.	other,
<input checked="" type="checkbox"/>	Provide 1" x 4" let in corner bracing, approved sheathing, or equal.		<input checked="" type="checkbox"/> Electrical service.	<input checked="" type="checkbox"/> BUILDING FRAMING
	Show size of headers for openings over 4' wide _____.		<input checked="" type="checkbox"/> Electrical rough-in.	
			<input checked="" type="checkbox"/> Electrical final	

Additional Corrections. ALL HEADERS TO BE 2-2X12 PROVIDOR SOLID WOOD BLK. RTWN ALL JOISTS ABOVE BEARING POINTS, PROVIDOR 1-HR. RATED ATTIC ACCESS FOLD DOWN (YAIR)

The approval of plans and specifications does not permit the violation of any section of the Building Code or other City Ordinance. This addendum is attached to Permit No. 01618 and made a part thereof. DATE APPROVED OR DISAPPROVED 9-6-88 Checked by ELOON HUBER Plan Examiner.

DATE RECHECKED AND APPROVED

Checked by



City of NAPOLEON, OHIO

255 RIVERVIEW AVENUE - (419) 592-4010
NAPOLEON, OHIO 43545-0151

Mayor
Steven Lankenau

Members of Council
James Hershberger, President
Lawrence Haase
Donald Stevens
Terri A. Williams
John E. Church
Randy J. Bachman

City Manager
Terry Dunn

Finance Director
Rupert W. Schweinhagen

Law Director
Michael J. Wesche

Assistant Law Director
Jeffrey R. Lankenau

January 17, 1989

Ron Zachrich
RR #2
Napoleon, Ohio 43545


Re: 1360 W. Riverview - Permit No. 01618
Temporary occupancy permit.

Dear Mr. Zachrich:

I hereby grant to Harold Willeman the right to occupy the new residence at 1360 W. Riverview, provided that the following items are completed before the permit expires on 9-6-89.


Item No. 1 - Install exterior face brick complete with vapor barrier over the wall sheathing as soon as weather conditions permit.

I agree to comply with the above referenced conditions.


Signed, Ron Zachrich, Builder

Sign and return one copy.

Sincerely,



Eldon Huber
Building Inspector

EH:skw

PERMIT

CITY OF NAPOLEON - BUILDING DEPARTMENT

01618 255 West Riverview Avenue, Napoleon, Ohio 43545 - 419-592-4010

Permit No. Issued 9-6-88
Date
 Job Location 1360 W. RIVERVIEW
address
 Lot 6 TWINS CAYS SUB D111
sub-div or legal descrip
 Issued By FH
building official
 Owner HAROLD WILLENAD 592-3410
name tel
 Address 555 ROBINWOOD
 Agent RON ZACHRICH 762-5277
builder-eng etc. tel
 Address RR 7 WAP OHIO
 Description of Use RESIDENCE
 Residential 1
no dwelling units
 Commercial Industrial
 New X Add'n. Alter Remodel
 Mixed Occupancy
 Change of Occupancy
 Estimated Cost \$ 79,300.00

FEE	BASE	PLUS	TOTAL
<input checked="" type="checkbox"/> BUILDING	9.00	188.00	197.00
<input checked="" type="checkbox"/> ELECTRICAL	15.00	90.00	105.00
<input checked="" type="checkbox"/> PLUMBING	9.00	39.00	48.00
<input checked="" type="checkbox"/> MECHANICAL	18.00	8.00	26.00
<input type="checkbox"/> DEMOLITION			
<input checked="" type="checkbox"/> ZONING	5.00	1.00	5.00
<input type="checkbox"/> SIGN			
<input checked="" type="checkbox"/> WATER TAP	375.00	1.00	375.00
<input checked="" type="checkbox"/> INSPECTION FEE	60.00	1.00	60.00
<input checked="" type="checkbox"/> SEWER TAP	280.00		280.00
<input checked="" type="checkbox"/> TEMP. WATER	5.00	1.00	5.00
<input checked="" type="checkbox"/> TEMP. ELECT.	10.00	1.00	10.00
ADDITIONAL PLAN REVIEW	Struct. <u> </u> hrs <u> </u>	Elect. <u> </u> hrs <u> </u>	
TOTAL FEES.....			1188.00
LESS MIN. FEES PAID <u> </u>			
BALANCE DUE.....			

ZONING INFORMATION

district	lot dimensions	area	front yd	side yds	rear yd
S	150.15' x 154.61'	23,215	41'	R-30' L-41'	79.5'
max hgt	no pkg spaces	no ldg spaces	max cover	petition or appeal req'd	date appr
35'	2-MIN		30%	NONE REQ.	

WORK INFORMATION: 22'-6" x 22'-6" + 37 SIF = CARAGR = 543 SIF
 Size: Length 87'-6" Width 34'-6" Stories 1 Ground Floor Area 1834 S.F.
 Height 12' Building Volume (for demo. permit) cu. ft.
 Electrical: 200 AMP UNDERGROUND SERVICE + 30 CIRCUITS
brief description
 Plumbing: 2 1/2 BATH KITCHEN + LAUNDRY
brief description
 Mechanical: 100,000 B.T.U. NAT. GAS FIRED FURNACE + 13 HGT AIR RONS
brief description
 Sign: NA Dimensions Sign Area
type
 Additional Information: SEE PLAN CORRECTION SHEET

Date Applicant Signature Owner-agent

BUILDING INSPECTION DEPARTMENT
APPLICATION FOR ELECTRICAL PERMIT
(Please print or type)

The undersigned hereby makes application for installation or replacement of electrical equipment as herein specified, agreeing to do all such work in strict accordance with the City of Napoleon's adopted Electrical Codes.

Owner's Name Harold Willemson Address Napoleon O

Electrical Contractor Ron Zachry Telephone No. 762 5277
Address Rt. 2 N.A.P.

General Contractor Same Telephone No. _____
Address _____

Location of Project Lot 6 Twin Oaks Part of Project Incl in Gen

Work Information:

Residential Commercial _____ Industrial _____
No. Units _____
New Service Change _____ Rewiring _____ Additional Wiring _____

Brief Description of Work: _____

Size of proposed service entrance 200 Number of new circuits 30

Type of proposed service entrance _____ Underground Overhead _____

Require Temporary Electric yes (Yes or No)

Total Floor Area - Commercial and Industrial only _____ sq. ft.

Additional Information: _____

*Ground fault circuit interrupter protection is required on all 120-volt single phase, 15 and 20 amp. Circuits which are part of a temporary electric service; and also on bathroom, outdoor, and garage receptacles in all dwelling units. Art. 220-8 N.E.C.

Application for permit shall be accompanied by two complete sets of plans including: Electrical layout and riser diagram. (For commercial and industrial work only).

ate 9-5-88 Applicant's Signature Ron Zachry

PERMIT NO. _____
PERMIT FEE \$ _____

BUILDING INSPECTION DEPARTMENT
 APPLICATION FOR PLUMBING PERMIT
 (Please print or type)

The undersigned hereby makes application for the installation or replacement of plumbing work as herein specified, agreeing to do all such work in strict accordance with the City of Napoleon's adopted Plumbing Codes. (1, 2 and 3 family dwelling units only).

Owner's Name Harold Williams Address Rollwood App. 0

Plumbing Contractor Meyers Htg Telephone No. _____
 Address Berry St. Napoleon

General Contractor Ron Zachrich Telephone No. 762 5277
 Address Rt 2 Napoleon

Location of Project Lot 6 Turn Ovals Cost of Project Incl in Con

Work Information:

No. of dwelling units New Replacement _____ Addition _____

Brief description of work: _____

Is water tap required yes Size 1" Type of Pipe MC

Is sewer tap required Size 4" Type of Pipe MC

Type of Water Distribution pipe MC

Type of Drainage, Waste and Vent Pipe MC

Size of main building drain 4" Size of main vent pipe 3"

Water closets 3 Bathtubs 1 Shower 1
 No. Trap Size No. Trap Size

lavatories 3 1 1/4 Kitchen Sink 1 1 1/2 Disposal 1 1 1/2
 No. Trap Size No. Trap Size No. Trap Size

Dishwasher 1 Clothes Washer 1 Other 1
 No. Trap Size No. Trap Size No. Trap Size

FLOOR DRAIN IN GARAGE

All installations are subject to plumbing tests and/or inspections.

Date 9-5-88 Applicant's Signature Ron Zachrich

13 - TRAPS

PERMIT NO. _____
 PERMIT FEE \$ _____

CITY OF NAPOLEON
BUILDING INSPECTION DEPARTMENT
APPLICATION FOR HEATING PERMIT
(PLEASE PRINT OR TYPE)

The undersigned hereby makes application for the installation, repla or alteration of a heating system or device as herein specified, agr to do all such work in strict accordance with the City of Napoleon's adopted Mechanical Code for 1, 2 and 3 Family Buildings.

Owner's Name Harold Williams Address Robinwood Npp O
Contractor's Name Ron Zischel Address 762 5277 Tel

BUILDING INFORMATION:

Single Family Double Family _____ Multiple New Construction
Addition _____ Remodel _____ Replacement _____ No. of Stories 1

DESCRIPTION OF WORK

Heating System - Warm Air Hot Water _____ Steam _____ Electric _____

Unit Heaters _____ Unit Gas Heaters _____ Other _____

Type - Gravity _____ Forced Radiant _____

No. of Thermostatical Heating Zone _____

Hot Water - One Pipe _____ Two Pipe _____ Series Loop _____

Electric Heat - No. of Circuits _____ Other _____

Total Heat Loss of Area to be Heated 125000 ←?

Rated Capacity of Furnace/Boiler 100,000 ←!

No. of Furnaces No. of Hot Air Runs 9

No. of Hot Water Radiators _____ Type of Fuel GAS

Heating Units Located: Crawl Space _____ Floor Level Suspended _____

Roof or Exposed to Outside Air Attic _____ Other _____

APPLICATION FOR PERMIT SHALL BE ACCOMPANIED BY TWO COMPLETE SETS OF P INCLUDING: LOCATION OF FURNACE OR UNIT HEATERS AND SIZE AND LOCATION FEEDER DUCTS AND RETURN AIR DUCTS. ALL PLANS SHALL BE DRAWN TO SCALE

ESTIMATED COST OF COMPLETED PROJECT: Incl in Contract

DATE _____ APPLICANT'S SIGNATURE Ron Zischel
OWNER-CONTRACTOR-AGEN

CITY OF NAPOLEON
BUILDING INSPECTION DEPARTMENT
APPLICATION FOR BUILDING PERMIT
(Please print or type)

The undersigned hereby makes application for construction, installation, or alteration work as herein specified, agreeing to do all such work in strict accordance with the City of Napoleon's adopted Building Codes.

Location of project Lot 6 Twin Oaks Cost of project 79309.⁰⁰
Owner's Name Harold William R Address Napoleon, O
Contractor Ron Zachrich Telephone No. 762 5277
Address 1242 Napoleon

Lot Information: (Not required for siding job)

Lot No. 6 Subdivision Twin Oaks
Zoning District _____ Lot Size 150 ft. x 154 ft. Area 23100 sq. ft.
Setbacks: Front 41 Right Side 30 Left Side 41 Rear 79

Work Information:

Residential Commercial _____ Industrial _____
New Construction Addition _____ Remodel _____
Accessory Building _____ Siding Brick
(Specific Type)

Brief Description of Work:-----

Size: Length 82'6 Width 34'6 No. of Stories 1
Area: 1st Floor 1830 sq. ft. Basement _____ sq. ft.
2nd Floor _____ sq. ft. Accessory Bldg. _____ sq. ft.
3rd Floor _____ sq. ft. Other 529 Garage sq. ft.

Additional Information: _____

APPLICATION FOR PERMIT SHALL BE ACCOMPANIED BY TWO COMPLETE SETS OF PLANS INCLUDING: ELEVATIONS, FLOOR PLANS, CROSS SECTIONS AND PLOT PLAN. IF ADDITION OR REMODELING, SHOW ALL EXISTING STRUCTURES AND THEIR SIZE AND LOCATION. ALL PLANS SHALL BE DRAWN TO SCALE.

Date 9-5-88 Applicant's Signature Ron Zachrich

PERMIT NO.

PERMIT FEE \$

APPLICATION FOR PERMIT TO TAP SEWER

Owner Harold Willemson
ADDRESS Robinwood Napoleon O
CONTRACTOR Ron Zachrich Bldr
ADDRESS Rt. 2 Napoleon TEL. 762-5277

NO. SA 0072-88
BLDG. PERMIT 01618
INSPECTION FEE 60.00
PERMIT FEE \$ 280.00
STREET BOND _____
DATE PAID 9-6-88
For office use only

1360 W. RIVINGTON

LOCATION OF CONNECTION

Street and No. Lot 6 Turn Oaks Sanitary _____ Storm

Lot No. 6 Subdivision Turn Oaks Size of Tap 4"

Size and Type of Sewer DUC ALL WORK MUST BE INSPECTED

Street to be opened-Yes _____ No Opening bond fee set by Engineer \$ _____

Street opening agreement approval date _____

I certify that the sewer will be used only as indicated and no other drainage will be connected.

Date 9-5-88 Signature Ron Zachrich
Owner-Builder-Agent

DO NOT WRITE BELOW THIS LINE

INSPECTION RECORD

Date Inspected _____ Size and Type of Sewer _____

Location _____ Depth _____ Type of Test _____

Inspected and Approved by: _____
Inspector _____ Date _____

Additional information _____

Send copy to: _____

SKETCH OF INSTALLATION - ON BACK

